

USER MANUAL

HDMI 4x1 Quad Multi-viewer

Enjoy the vivid world!

Introduction:

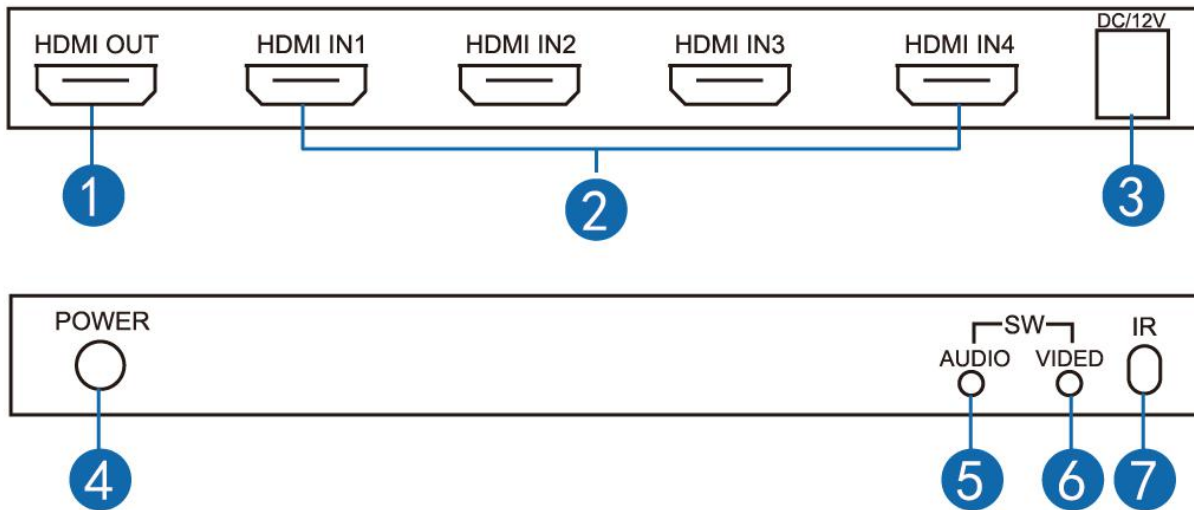
HDMI 4x1 Quad Multi-viewer is a high performance with four HD screen segmentation and seamless switching output switch. It can display 4HD digital video signal on the same screen, and has a variety of video segmentation, seamless switching 4 HD input signal synchronously. The control methods of the switch is flexible, it can be switched via button and IR control. It's a very practical and stable switch and easy to install, can be used in the major projects, meeting halls and other places.



Features :


- Support 4HDMI input, 1 HDMI output
- Support 4 channels HDMI signal screen segmentation
- Support 4 channels HDMI signal seamless switching
- Support highest resolution up to 1080P/60Hz
- Support IR control
- Compatible HDMI1.3a, HDCP1.2, input compatible DVI1.0 version
- Support resolution: 1080P,720P,1080i,1024X768,1360X768 and so on
- Support audio output format: PCM2
- Support standard AWG26 cable, input up to 15 metres ,output up to 15 metres
- DC12V/2A power adapter
- Net weight: 350g
- Dimension (L x W x H): 19cm*9cm*2.3cm

Product interface pictures



- 1: HDMI OUT ---HDMI output
- 2: HDMI IN1-4 ---HDMI input 1 to input 4
- 3: DC/12V ---DC12V power input
- 4: POWER---Power indicator
- 5: AUDIO---Audio mode switching
- 6: VIDEO---Video mode switching
- 7: IR---IR receive

Connection diagram

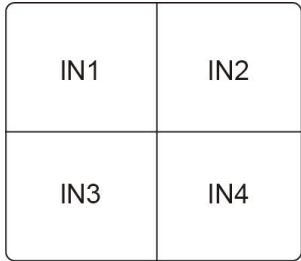


Note:


AUDIO---Audio mode switching

VIDEO---Video mode switching

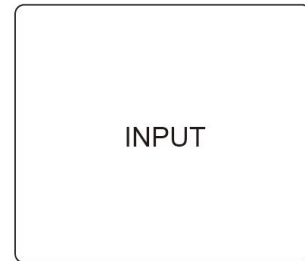
Fives modes for switching:



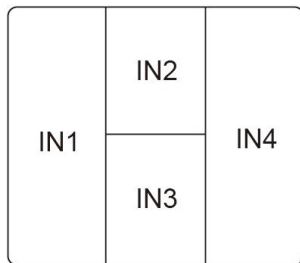
MODE1



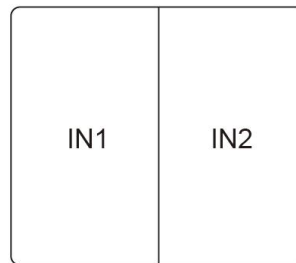
MODE2



MODE3



MODE4



MODE5

MODE1: Switching IN1-IN4, to choose the audio output

MODE2: Switching IN1-IN4, the audio output is the same as the audio of the main interface.

MODE3: IN1-IN4, the 4 channels HDMI signal seamless switching

MODE4: Switching IN1-IN4 to H screen

MODE5: Double screen

Package include :

- 1. HDMI 4x1 quad multi-viewer x1
- 2. 12V/ 2A power adapter x1
- 3. IR cable x1
- 4. Remote control x1
- 5. User manual x1